
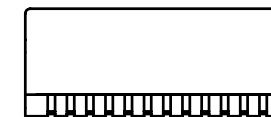
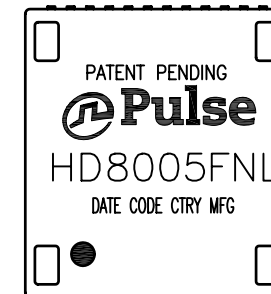


NOTES:

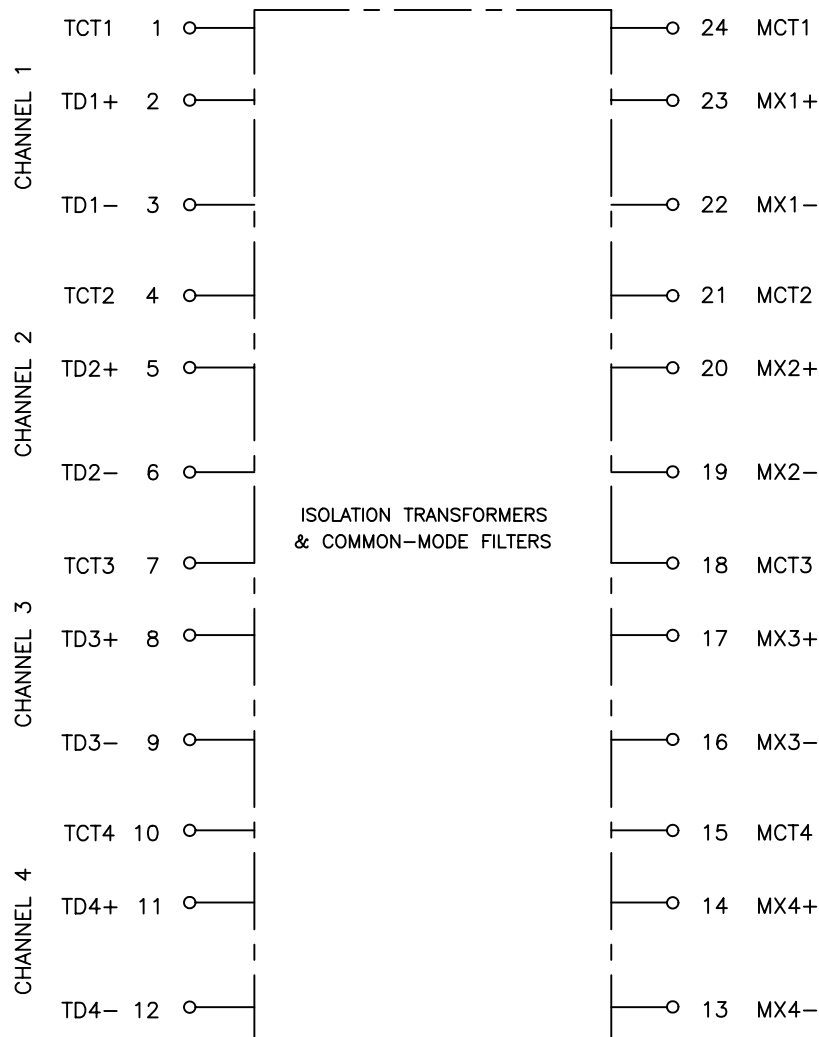
1. ROHS COMPLIANT
2. HEADER: DAP (DIALLYL PHTHALATE) WITH FLAMMABILITY RATING UL 94V-0 OR BETTER.
3. STORAGE TEMPERATURE: -20°C TO +125°C
4. COMPLIANCE TO J-STD:
  - A. J-STD-002: SOLDERABILITY AT 245°C REFLOW PROFILE
  - B. J-STD-020: LEVEL 1, NO MOISTURE SENSITIVE
  - C. J-STD-075: R7, 245°C MAXIMUM THROUGH REFLOW SOLDER
5. TO ORDER TAPE & REEL PACKAGING ADD A "T" SUFFIX TO THE PART NUMBER(i.e HXXXXXXXXNL BECOMES HXXXXXXXXNLT).



FINAL OUTLINE

© Copyright, 2014. Pulse Electronics Corp. All rights reserved. Pulse confidential & proprietary. (10/08/14)

PRODUCT DESCRIPTION	TLA DRAWING	PS DRAWING	SHEET	PART NO.	DATASHEET REV.
MDL,SIN,10GPP,1:1,SM,TU	HD8005FNL-10	PS-2746.002-A	1 OF 3	HD8005FNL	B



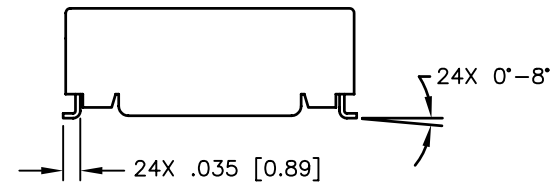
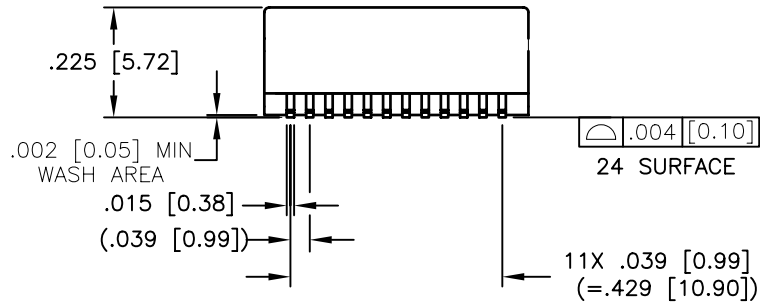
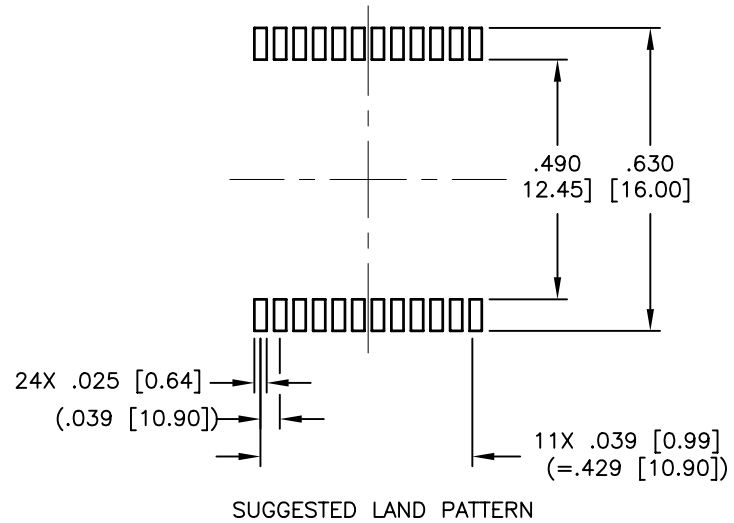
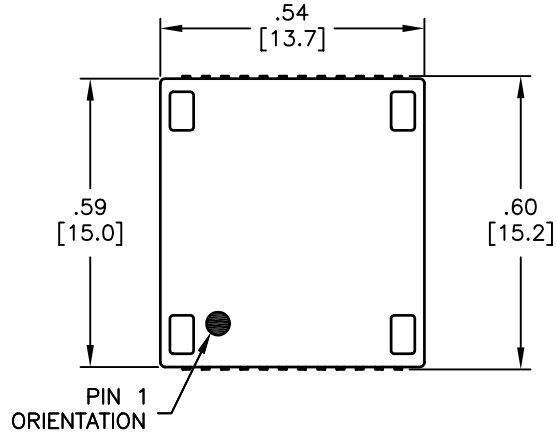
SCHEMATIC

ELECTRICAL CHARACTERISTICS AT +25°C UNLESS OTHER SPECIFIED  
MEETS IEEE 802.3 SPECIFICATION

PARAMETER	SPECIFICATIONS		
OPERATING TEMPERATURE	0°C TO 70°C		
TURNS RATIO	1.00 ± 2%		
POLARITY	PER SCHEMATIC		
INSERTION LOSS (SDD21)	100 KHz	1-400 MHz	
	-3.0 dB MAX	-2.0 dB MAX (-1.0 dB TYP)	
PHY-SIDE RETURN LOSS (SDD11 - Zref = 100 OHMS ± 1%)	1 MHz-40 MHz	100 MHz-400 MHz	
	-20 dB MIN	-20+10*LOG <sub>10</sub> (f/40) dB MIN	
LINE-SIDE RETURN LOSS (SDD22 - Zref = 100 OHMS ± 1%)	1 MHz - 40 MHz	40 MHz - 400 MHz	
	-20 dB MIN	-20+10*LOG <sub>10</sub> (f/40) dB MIN	
INDUCTANCE (OCL)	100 uH MIN @ 100 kHz, 100 mV WITH 15 mA DC BIAS		
CROSSTALK, ADJACENT CHANNELS (SDD21 - ADJ.)	1-100 MHz	100-400 MHz	
	-40 dB MIN	-30 dB MIN	
COMMON MODE REJECTION RATIO (SCC21)	1 MHz-100 MHz	100-300 MHz	300-500 MHz
	-37 dB MIN	-30 dB MIN	-25 dB MIN
COMM. TO DIFF. REJECTION RATIO (SDC12)	1 MHz-100 MHz	100-300 MHz	300-500 MHz
	-40 dB MIN	-30 dB MIN	-25 dB MIN
DC CURRENT CARRING CAPABILITY	1000 mA MAX AT 57 VDC		
INPUT - OUTPUT ISOLATION	1500 VRMS MIN @ 60 SECONDS		

© Copyright, 2014. Pulse Electronics Corp. All rights reserved. Pulse confidential & proprietary. (10/08/14)

PRODUCT DESCRIPTION	TLA DRAWING	PS DRAWING	SHEET	PART NO.	DATASHEET REV.
MDL,SIN,10GPP,1:1,SM,TU	HD8005FNL-10	PS-2746.002-A	2 OF 3	HD8005FNL	B



DIMENSIONS ARE IN INCHES WITH THE FOLLOWING TOLERANCES:  
 .XX = ±.02  
 .XXX = ±.010

© Copyright, 2014. Pulse Electronics Corp. All rights reserved. Pulse confidential & proprietary. (10/08/14)

PRODUCT DESCRIPTION	TLA DRAWING	PS DRAWING	SHEET	PART NO.	DATASHEET REV.
MDL,SIN,10GPP,1:1,SM,TU	HD8005FNL-10	PS-2746.002-A	3 OF 3	HD8005FNL	B