

Surge protection device - PT-IQ-1X2+F-24DC-UT - 2800977

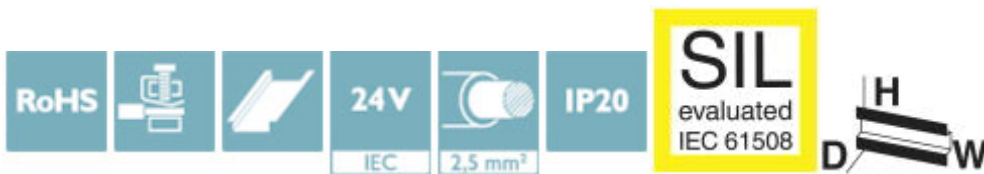
Please be informed that the data shown in this PDF Document is generated from our Online Catalog. Please find the complete data in the user's documentation. Our General Terms of Use for Downloads are valid (<http://phoenixcontact.com/download>)




Surge protection, consisting of protective plug and base element, with integrated multi-stage status indicator on the module for one 2-wire floating signal circuit. Indirect grounding via gas-filled surge arrester.

Why buy this product

- ✓ Surge protection system
- ✓ Multi-level state monitoring
- ✓ Collective message about supply and remote module
- ✓ System supplied via DIN rail bus
- ✓ Up to 28 protection modules per supply module
- ✓ Maximum ease of maintenance thanks to the two-piece design
- ✓ Codable plug
- ✓ Impedance-neutral disconnection of plug for maintenance purposes
- ✓ Base element remains an integral part of the installation



Key Commercial Data

Packing unit	1 STK
GTIN	 4 046356 665179
GTIN	4046356665179

Technical data

Dimensions

Height	91.1 mm
Width	17.7 mm
Depth	77.5 mm (incl. DIN rail 7.5 mm)
Horizontal pitch	1 Div.

Ambient conditions

Ambient temperature (operation)	-40 °C ... 70 °C
---------------------------------	------------------

Surge protection device - PT-IQ-1X2+F-24DC-UT - 2800977

Technical data

Ambient conditions

Ambient temperature (storage/transport)	-40 °C ... 85 °C
Altitude	≤ 4000 m (amsl (above mean sea level))
Degree of protection	IP20

General

Housing material	PA 6.6
Flammability rating according to UL 94	V-0
Color	jet black RAL 9005
Mounting type	DIN rail: 35 mm
Type	DIN rail module, two-section, divisible
Direction of action	Line-Line & Line-Signal Ground/Shield & optional Signal Ground/Shield-Earth Ground

Additional descriptions

Note	Remote signaling as well as the power supply of the DIN rail connector are established by snapping the module into place on the DIN rail connector.
------	---

Protective circuit

IEC test classification	C1
	C2
	C3
	D1
Nominal voltage U_N	24 V DC
Maximum continuous voltage U_C	30 V DC
	21 V AC
Rated current	1000 mA (40 °C)
Operating effective current I_C at U_C	≤ 1 mA (in the signal circuit)
Residual current I_{PE}	≤ 1 μA
Nominal discharge current I_n (8/20) μs (line-line)	10 kA
Nominal discharge current I_n (8/20) μs (line-earth)	10 kA
Pulse discharge current I_{imp} (10/350) μs (line-earth)	2.5 kA
Total discharge current I_{total} (8/20) μs	20 kA
Voltage protection level U_p (line-line)	≤ 80 V (C1 - 1 kV/500 A)
	≤ 130 V (C2 - 10 kV / 5 kA)
	≤ 150 V (C2 - 10 kA)
	≤ 55 V (C3 - 25 A)
	≤ 60 V (C3 - 100 A)
Voltage protection level U_p (line-earth)	≤ 900 V (C1 - 1 kV/500 A)
	≤ 1300 V (C2 - 10 kV / 5 kA)
	≤ 1200 V (C2 - 10 kA)
	≤ 1000 V (C3 - 25 A)
	≤ 1300 V (C3 - 100 A)

Surge protection device - PT-IQ-1X2+F-24DC-UT - 2800977

Technical data

Protective circuit

Voltage protection level U_p (line-signalground)	≤ 600 V (C1 - 1 kV/500 A)
	≤ 750 V (C2 - 10 kV / 5 kA)
	≤ 800 V (C2 - 10 kA)
	≤ 700 V (C3 - 25 A)
	≤ 800 V (C3 - 100 A)
Voltage protection level U_p static (line-line)	≤ 65 V (C1 - 1 kV/500 A)
	≤ 65 V (C2 - 10 kA)
Response time t_A (line-line)	≤ 1 ns
Response time t_A (line-signalground)	≤ 100 ns
Response time t_A (line-earth)	≤ 100 ns
Input attenuation aE, sym.	typ. 0.3 dB (≤ 270 kHz/150 Ω)
Cut-off frequency f_g (3 dB), sym. in 150 Ohm system	typ. 1.1 MHz
Capacity (line-earth)	typ. 2 nF
Resistance in series	1.2 $\Omega \pm 5\%$
Surge protection fault message	Optical, multi-stage
Max. required back-up fuse	1 A (FF)
Impulse durability (line-line)	C1 - 1 kV/500 A
	C2 - 10 kV/5 kA
	C2 - 10 kA
	C3 - 100 A
Impulse durability (line-earth)	C1 - 1 kV/500 A
	C2 - 10 kV/5 kA
	C2 - 10 kA
	C3 - 100 A
	D1 - 2.5 kA
Surge current carrying capability (wire-signal ground)	C1 - 1 kV/500 A
	C2 - 10 kV/5 kA
	C2 - 10 kA
	C3 - 100 A
	D1 - 2,5 kA
Pulse reset time (line-line)	≤ 4000 ms
Pulse reset time (line-earth)	≤ 30 ms
Pulse reset time (line-signalground)	≤ 2600 ms

Connection data

Connection method	Screw connection
Screw thread	M3
Tightening torque	0.5 Nm
Stripping length	8 mm
Conductor cross section flexible	0.2 mm ² ... 2.5 mm ²
Conductor cross section solid	0.2 mm ² ... 4 mm ²

Surge protection device - PT-IQ-1X2+F-24DC-UT - 2800977

Technical data

Connection data

Conductor cross section AWG	24 ... 12
-----------------------------	-----------

Connection, equipotential bonding

Connection method	DIN rail NS35
-------------------	---------------

Standards and Regulations

Standards/specifications	IEC 61643-21 2000 + A1:2008, modified
	EN 61643-21 2001 + A1:2009
	EN 61000-6-3 2007 + A1:2011
	EN 61000-6-2 2005

Environmental Product Compliance

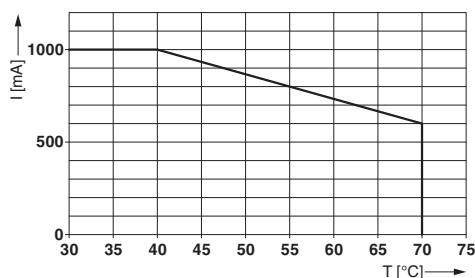
REACH SVHC	Lead 7439-92-1
------------	----------------

Drawings

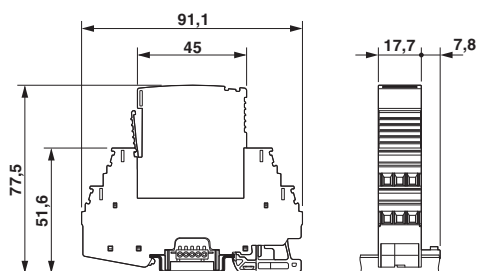
Pictogram



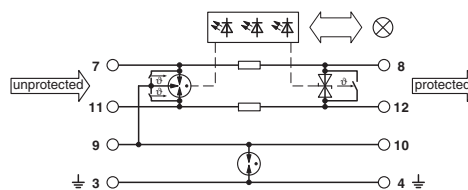
Diagram



Dimensional drawing



Circuit diagram



Approvals

Approvals

Approvals

UL Listed / EAC / EAC / CSA / CSAus / cCSAus

Surge protection device - PT-IQ-1X2+F-24DC-UT - 2800977

Approvals

Ex Approvals

Approval details

UL Listed		http://database.ul.com/cgi-bin/XYV/template/LISEXT/1FRAME/index.htm	FILE E 138168
EAC			RU C- DE.A*30.B01561
EAC			EAC-Zulassung
CSA		http://www.csagroup.org/services-industries/product-listing/	2761632
CSAus		http://www.csagroup.org/services-industries/product-listing/	2761632
cCSAus		http://www.csagroup.org/us/en/services/testing-and-certification/certified-product-listing	

Phoenix Contact 2018 © - all rights reserved
<http://www.phoenixcontact.com>

PHOENIX CONTACT GmbH & Co. KG
Flachsmarktstr. 8
32825 Blomberg
Germany
Tel. +49 5235 300
Fax +49 5235 3 41200
<http://www.phoenixcontact.com>