

Surge protection device - TTC-6-1X2-M-24DC-UT-I - 2906713

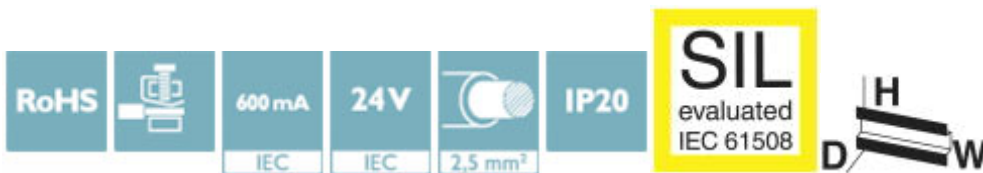
Please be informed that the data shown in this PDF Document is generated from our Online Catalog. Please find the complete data in the user's documentation. Our General Terms of Use for Downloads are valid (<http://phoenixcontact.com/download>)



Surge protection with integrated status indicator and knife disconnection for a 2-wire floating signal circuit, e.g., 0(4) ... 20 mA current loop.

Why buy this product

- ✓ Space-saving installation due to the narrow overall width of 6.2 mm
- ✓ Signaling without additional auxiliary power, thanks to the mechanical status indicator
- ✓ Optional remote signaling module monitors up to 40 items, without additional wiring
- ✓ Signal circuits easily interrupted for maintenance work, thanks to vertical knife disconnection
- ✓ Safe behavior in the event of overload, thanks to the integrated disconnect device



Key Commercial Data

Packing unit	1 STK
GTIN	
GTIN	4055626134376

Technical data

Dimensions

Height	105.8 mm
Width	6.2 mm +0.1 mm
Depth	83.5 mm (incl. DIN rail 7.5 mm)

Ambient conditions

Ambient temperature (operation)	-40 °C ... 85 °C
Ambient temperature (storage/transport)	-40 °C ... 85 °C
Altitude	≤ 4000 m (amsl (above mean sea level))
Degree of protection	IP20

General

Surge protection device - TTC-6-1X2-M-24DC-UT-I - 2906713

Technical data

General

Housing material	PBT
Flammability rating according to UL 94	V-0
Color	traffic grey A RAL 7042
Mounting type	DIN rail: TH 35 - 7.5 mm
Type	DIN rail module, one-piece
Direction of action	Line-Line & Line-Signal Ground/Shield & optional Signal Ground/Shield-Earth Ground

Protective circuit

IEC test classification	C1
	C2
	C3
	D1
Nominal voltage U_N	24 V DC
Maximum continuous voltage U_C	30 V DC
Rated current	600 mA (40 °C)
Operating effective current I_C at U_C	$\leq 5 \mu\text{A}$
Residual current I_{PE}	$\leq 1 \mu\text{A}$
Nominal discharge current I_n (8/20) μs (line-line)	5 kA
Nominal discharge current I_n (8/20) μs (line-earth)	5 kA
Pulse discharge current I_{imp} (10/350) μs (line-line)	0.5 kA
Pulse discharge current I_{imp} (10/350) μs (line-earth)	0.5 kA
Total discharge current I_{total} (8/20) μs	10 kA
Voltage protection level U_p (line-line)	$\leq 55 \text{ V}$ (C1 - 1 kV/500 A)
	$\leq 65 \text{ V}$ (C2 - 10 kV / 5 kA)
	$\leq 50 \text{ V}$ (C3 - 25 A)
	$\leq 55 \text{ V}$ (C3 - 100 A)
Voltage protection level U_p (line-earth)	$\leq 750 \text{ V}$ (C1 - 1 kV/500 A)
	$\leq 750 \text{ V}$ (C2 - 10 kV / 5 kA)
	$\leq 700 \text{ V}$ (C3 - 25 A)
	$\leq 750 \text{ V}$ (C3 - 100 A)
Voltage protection level U_p static (line-line)	$\leq 50 \text{ V}$ (C1 - 1 kV/500 A)
	$\leq 65 \text{ V}$ (C2 - 10 kV / 5 kA)
Voltage protection level U_p static (line-earth)	$\leq 750 \text{ V}$ (C1 - 1 kV/500 A)
	$\leq 750 \text{ V}$ (C2 - 10 kV / 5 kA)
Response time t_A (line-line)	$\leq 1 \text{ ns}$
Response time t_A (line-earth)	$\leq 100 \text{ ns}$
Input attenuation aE, sym.	typ. 0.3 dB ($\leq 250 \text{ kHz}$ / 150 Ω)
Cut-off frequency f_g (3 dB), sym. in 150 Ohm system	typ. 940 kHz
Capacity (line-line)	typ. 2.2 nF
Resistance in series	1.65 $\Omega \pm 20 \%$

Surge protection device - TTC-6-1X2-M-24DC-UT-I - 2906713

Technical data

Protective circuit

Surge protection fault message	optical
Max. required back-up fuse	630 mA (FF)
Impulse durability (line-line)	C1 - 1 kV/500 A
	C2 - 10 kV/5 kA
	C3 - 100 A
Impulse durability (line-earth)	C1 - 1 kV/500 A
	C2 - 10 kV/5 kA
	C3 - 100 A
	D1 - 500 A
Pulse reset time (line-line)	≤ 700 ms
Pulse reset time (line-earth)	≤ 1500 ms

Additional technical data

Max. total discharge current $I_{total\ max} (8/20) \mu s$	20 kA (1x)
--	------------

Connection data

Connection method	Screw connection
Screw thread	M3
Tightening torque	0.5 Nm ... 0.6 Nm
Stripping length	8 mm
Conductor cross section flexible	0.2 mm ² ... 2.5 mm ²
Conductor cross section solid	0.2 mm ² ... 4 mm ²
Conductor cross section AWG	24 ... 12

Standards and Regulations

Standards/specifications	IEC 61643-21 2000 + corrigendum 2001 + A1:2008, modified + A2:2012
	EN 61643-21 2001 + A1:2009 + A2:2013

Environmental Product Compliance

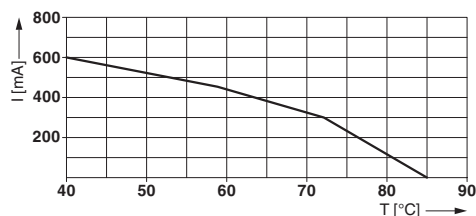
REACH SVHC	Lead 7439-92-1
------------	----------------

Drawings

Pictogram

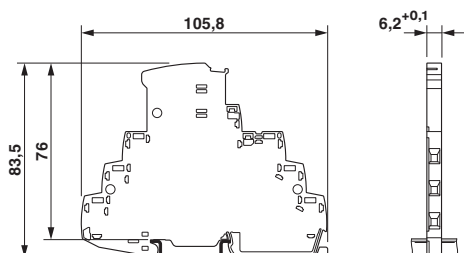


Diagram

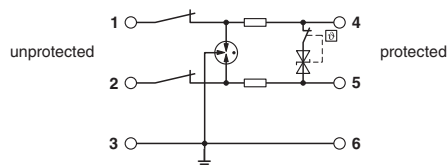


Surge protection device - TTC-6-1X2-M-24DC-UT-I - 2906713

Dimensional drawing



Circuit diagram



Approvals

Approvals

Approvals

UL Listed / CSA / CSAus / DNV GL / cCSAus

Ex Approvals

Approval details

UL Listed		http://database.ul.com/cgi-bin/XYV/template/LISEXT/1FRAME/index.htm	FILE E 138168
CSA		http://www.csagroup.org/services-industries/product-listing/	70136717
CSAus		http://www.csagroup.org/services-industries/product-listing/	70136717
DNV GL		http://exchange.dnv.com/tari/	TAE000027G
cCSAus		http://www.csagroup.org/services-industries/product-listing/	

Phoenix Contact 2018 © - all rights reserved
<http://www.phoenixcontact.com>

PHOENIX CONTACT GmbH & Co. KG
Flachmarktstr. 8
32825 Blomberg
Germany
Tel. +49 5235 300
Fax +49 5235 3 41200
<http://www.phoenixcontact.com>