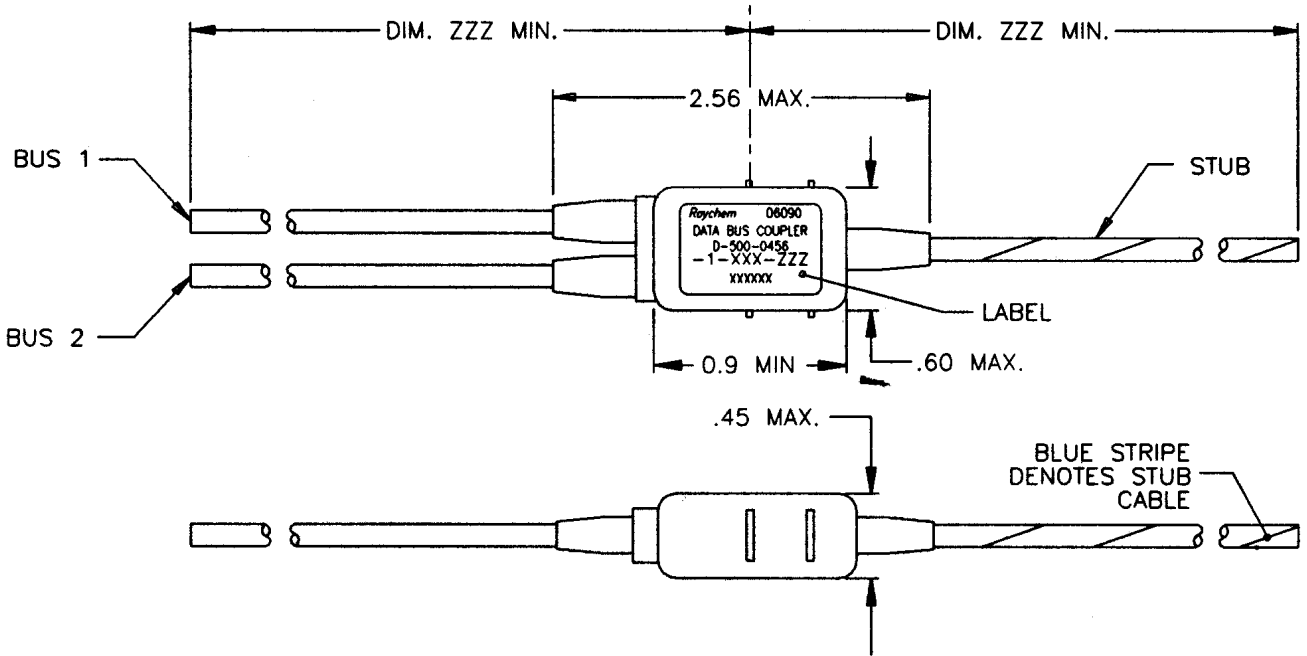
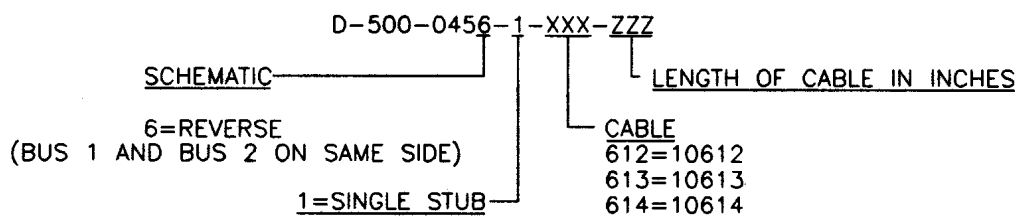


REVISIONS			
LTR	DESCRIPTION	DATE	APPROVED
N/C	RELEASED PER T-20463	95NOV17	ZET



COMPONENT NUMBER	BUS CABLE	STUB CABLE
D-500-0456-1-612-ZZZ	10612-24-9	10612-24-96
D-500-0456-1-613-ZZZ	10613-24-9	10613-24-96
D-500-0456-1-614-ZZZ	10614-24-9	10614-24-96



COMPONENT NUMBER

# SPECIFICATION CONTROL DRAWING

If this document is printed it becomes uncontrolled. Check for the latest revision.

UNLESS OTHERWISE SPECIFIED DIMENSIONS ARE IN INCHES. METRIC DIMENSIONS ARE IN BRACKETS.

DECIMALS  
 .XXX ± — { — mm }  
 .XX ± — { — mm }  
 ANGLES  
 .X ± — —  
 WEIGHT  
 — g { — lbs }

DRAWN	TIMM	95NOV17
CHECKED	Z.TEMAN	95NOV17
APPROVED		
APPROVED		
CAD NAME	010023-1.DWG	
THIRD ANGLE PROJECTION		

**tyco** Tyco Electronics Corporation  
 Electronics 300 Constitutional Drive  
 Menlo Park, CA 94025 USA

**Raychem**

TITLE  
 ONE STUB IN-LINE  
 DATA BUS MICRO COUPLER  
 04 SERIES  
 REVERSE

SIZE	CODE IDENT. NO.	DWG. NO.	REV
A	06090	D-500-0456-1-XXX-ZZZ	N/C

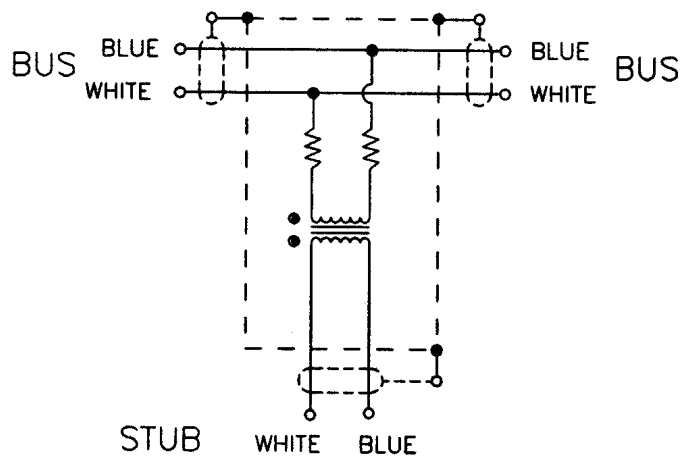
DO NOT SCALE THIS DRAWING

SHEET 1 OF 2

1. MATERIAL AND FINISHES:
  - 1.1 INTERNAL COMPONENTS:
    - TRANSFORMER TO MIL-T-21038 AND MIL-STD-1553/B
    - RESISTORS TO MIL-R-39007/9, 57.6 OHMS
  - 1.2 SHIELDED CASE: ALUMINUM PER ASTM B 618, ALLOY A03560 COND. F.  
OR ASTM B211, ALLOY A92017
  - 1.3 SEALED STRAIN RELIEF COVER: MODIFIED CROSS-LINKED ELASTOMER, BLACK,  
TO RAYCHEM SPECIFICATION RK-6713.
  - 1.4 CABLE (SEE CABLE TABULATION, SHEET 1).  
TO RAYCHEM SPECIFICATION 1200.
2. APPLICATION:
  - 2.1 THIS COUPLER IS DESIGNED TO BE INSTALLED INTO A DIGITAL MULTIPLEX ASSEMBLY  
MEETING THE REQUIREMENTS OF MIL-STD-1553B.
  - 2.1.1 FOR CABLE SPLICING USE FLEXIBLE SPLICE KIT D-150-9133.
  - 2.2 FOR NETWORK LAYOUT ASSISTANCE CONSULT RAYCHEM TECHNICAL SERVICES.
  - 2.3 CABLE BEND RADIUS PER MIL-W-5088 STATIC BEND: 5 x CABLE O.D. MIN.  
DYNAMIC BEND: 10 x CABLE O.D. MIN.
3. TEMPERATURE:
  - 3.1 OPERATING TEMPERATURE: -65°C TO +150°C
4. PERFORMANCE SPECIFICATIONS:
  - 4.1 TRANSFORMER MEETS THE PERFORMANCE REQUIREMENTS OF MIL-STD-1553B.
  - 4.2
5. WEIGHT:
  - 5.1 MAXIMUM WEIGHT WITHOUT CABLE: 10 GRAMS MAX.
6. ORDERING INFORMATION:

ORDER PER COMPONENT NUMBER. (SEE SHEET 1) AND DESIRED "ZZZ" CABLE LENGTH.  
SPLICE KITS TO BE ORDERED SEPARATELY.  
SPECIFY CERTIFICATION OF CONFORMANCE REQUIREMENTS AS SEPARATE LINE ITEM.

ONE STUB COUPLER SCHEMATIC



If this document is printed it becomes uncontrolled.  
Check for the latest revision.

CAD NAME: 010023-2.DWG	DRAWN	TIMM	95NOV17	SIZE	CODE IDENT. NO.	DWG. NO.
	ISSUED			A	06090	D-500-0456-1-XXX-ZZZ
DO NOT SCALE THIS DRAWING						SHEET 2 OF 2