

# Customer Information Sheet

DRAWING No.: M80-700XXX

SHEET 2 OF 2

IF IN DOUBT - ASK

©

NOT TO SCALE

THIRD ANGLE PROJECTION

ALL DIMENSIONS IN mm

ORDER CODE:

**M80-700XXX**

TOTAL No. OF CONTACTS:  
27, 36, 45, 51, 63

FINISH:  
05 = 100% GOLD  
22 = SELECTIVE GOLD + TIN/LEAD  
42 = SELECTIVE GOLD + 100% TIN

NOTES:

1. FROM No. 1 POSITION, CONTACTS NUMBERED IN SEQUENCE FROM RIGHT TO LEFT AND FROM BOTTOM ROW TO TOP ROW.

SPECIFICATION:

MATERIAL:  
MOULDING = POLYAMIDE 46 UL94V-0, BLACK  
CONTACT = PHOSPHOR BRONZE  
JACKSCREWS = STAINLESS STEEL

FINISH:  
05 = 0.25 - 0.3µ 100% GOLD  
22 = 0.75µ GOLD ON CONTACT AREA, 3.0µ 90/10 TIN/LEAD ON TAILS  
42 = 0.75µ GOLD ON CONTACT AREA, 3.0µ 100% TIN ON TAILS

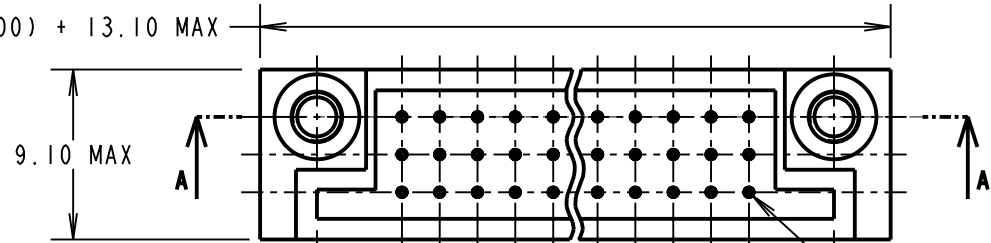
ELECTRICAL:  
CURRENT RATING AT 25°C = 3.0A MAX  
CURRENT RATING AT 85°C = 2.2A MAX  
VOLTAGE PROOF = 360V AC/DC  
CONTACT RESISTANCE (INITIAL) = 20 MILLIOHMS MAX  
CONTACT RESISTANCE (AFTER CONDITIONING) = 25 MILLIOHMS MAX  
INSULATION RESISTANCE (INITIAL) = 1,000 MEGOHMS MAX  
INSULATION RESISTANCE (AFTER CONDITIONING) = 100 MEGOHMS MIN

MECHANICAL:  
DURABILITY = 500 OPERATIONS  
MAXIMUM INSERTION FORCE = No. OF CONTACTS x 2.8N  
MAXIMUM WITHDRAWAL FORCE = No. OF CONTACTS x 1.8N  
MINIMUM WITHDRAWAL FORCE = No. OF CONTACTS x 0.2N

ENVIRONMENTAL:  
TEMPERATURE RANGE = -55°C TO +125°C

PACKING:  
TRAYS  
FOR COMPLETE SPECIFICATION, SEE COMPONENT SPECIFICATION CO17XX (LATEST ISSUE)

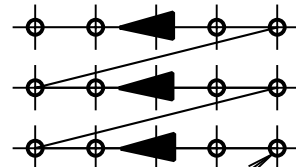
(NO. OF CONTACTS PER ROW x 2.00) + 13.10 MAX



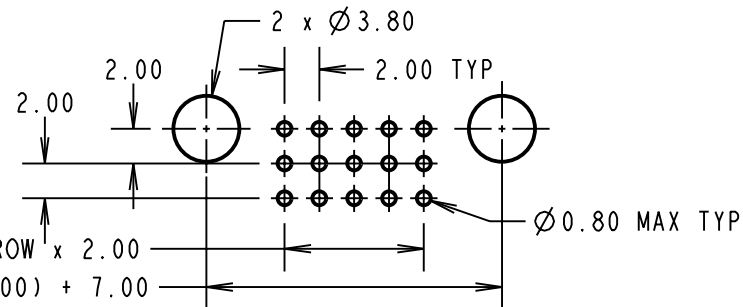
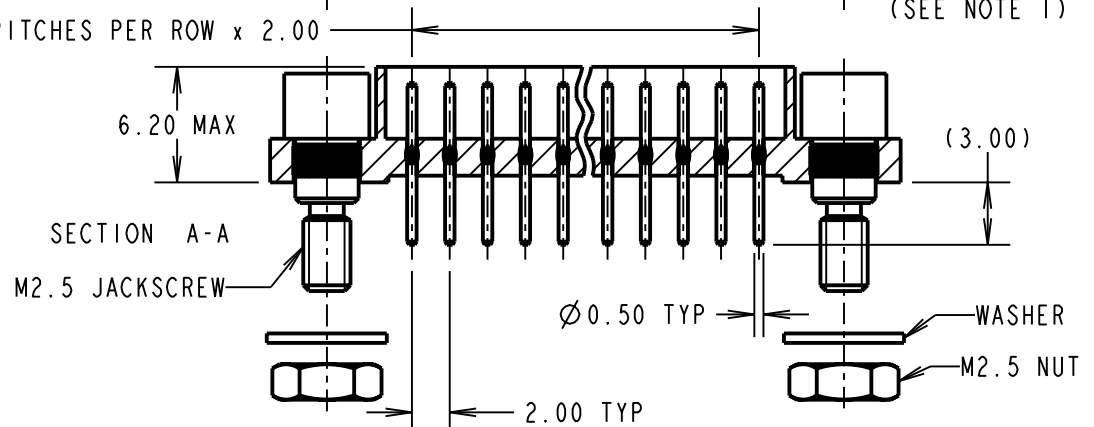
(NO. OF CONTACTS PER ROW x 2.00) + 7.00

NO. OF PITCHES PER ROW x 2.00

NO. 1 CONTACT (SEE NOTE 1)



No. 1 CONTACT



RECOMMENDED PC BOARD LAYOUT

SM	9	15.06.10	10832
NAME	ISS.	DATE	C/NOTE
APPROVED: S. MCCULLAGH			
CHECKED: R. ADDE			
DRAWN: A. LIOTTA			
CUSTOMER REF.:			
ASSEMBLY DRG:			

**HARWIN**

HARWIN USA TEL: 603 893 5376 FAX: 603 893 5396 mis@harwin.com	HARWIN Europe (UK) TEL: 023 9231 4545 FAX: 023 9231 4590 mis@harwin.co.uk	HARWIN Asia TEL: +65 6 779 4909 FAX: +65 6 779 3868 mis@harwin.com.sg
--	--	--

THIS DRAWING AND ANY INFORMATION OR DESCRIPTIVE MATTER SET OUT HEREON ARE CONFIDENTIAL AND COPYRIGHT PROPERTY OF THE HARWIN GROUP AND MUST NOT BE DISCLOSED, LOANED, COPIED OR USED FOR MANUFACTURING, TENDERING OR FOR ANY OTHER PURPOSE WITHOUT THEIR WRITTEN PERMISSION.

TOLERANCES  
X. = ±1mm  
X.X = ±0.25mm  
X.XX = ±0.10mm  
X.XXX = ±0.01mm  
ANGLES = ±5°  
UNLESS STATED

MATERIAL:  
SEE ABOVE  
FINISH: SEE ABOVE  
S/AREA: mm<sup>2</sup>

TITLE: 3-ROW 2mm PITCH CONNECTOR, MALE, STRAIGHT THROUGHBOARD P.C. TAIL  
DRAWING NUMBER: **M80-700XXX**  
SHT 2 OF 2